

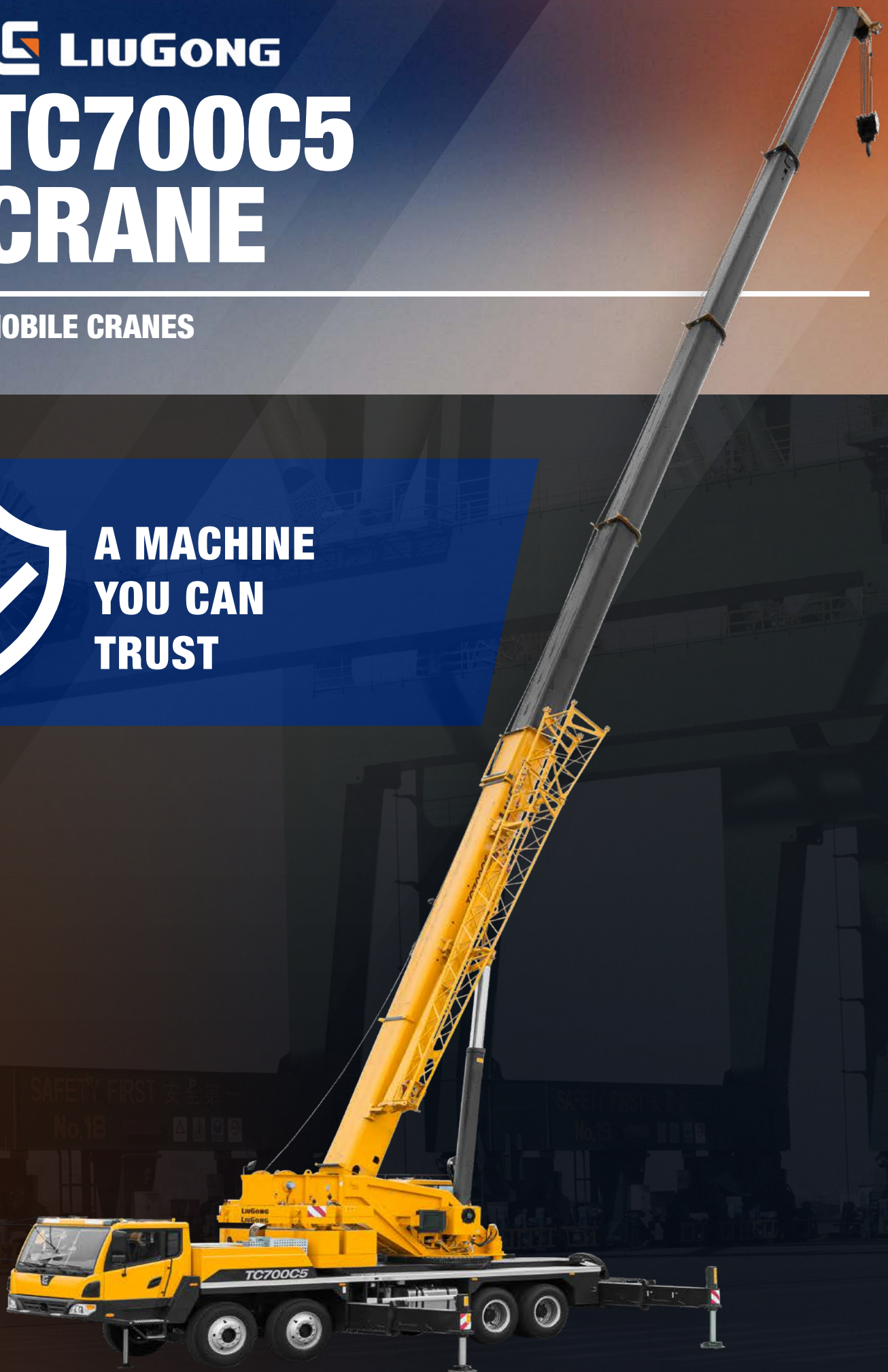
 **LIUGONG**

TC700C5 CRANE

MOBILE CRANES



**A MACHINE
YOU CAN
TRUST**



TOUGH WORLD. TOUGH EQUIPMENT.

RAISING THE STANDARD.

A TEAM YOU CAN TRUST

Challenging projects need trusted strength and stability to get the job done. LiuGong has over 70 years' experience making cranes that deliver the most powerful lifting capacity combined with premium safety features and the benchmark for reliability.

We have earned a global reputation for designing the toughest machines and our mobile cranes share this design DNA. They are designed, built and supported by a team you can trust to put your performance first.

WE PUT YOU FIRST

Our customers tell us that they want mobile cranes that are easy to use, easy to maintain and easy to operate. With optimized safety and stability and with proven reliability and quality to work in the most demanding conditions. You can trust our cranes to deliver all this and more.



100% SAFETY COMPLIANT

You can choose LiuGong with confidence. Our mobile cranes are quiet, clean and conform to the latest environmental legislation standards for emissions.


LET'S PROVE IT



MORE THAN 70 YEARS EXPERIENCE MAKING CRANES



10% STRONGER LIFTING CAPACITY THAN COMPETITORS



360° 360 DEGREE CAB VIEW



10,000 HOURS BETWEEN OVERHAULS



2-5 DECIBELS QUIETER THAN COMPETITOR MODELS

TAKE A CLOSER LOOK.



YOUR SAFETY IS OUR PRIORITY

Your safety is paramount to us, so you can trust our mobile cranes to create the safest working environment.


- 1 Stability is a key safety factor. Our high-strength anti-torsion frame provides the highest levels of stability and load bearing capacity no matter how tough the conditions.
- 2 Our ergonomic, high-visibility cab with tempered window glass and anti-corrosion steel provides a 360 degree view of the jobsite, protecting the operator and co-workers from harm. Our cabs are safe and easy to access, have a spacious working environment and provide the highest levels of comfort.
- 3 Our machines have been designed to work safely day and night, 24/7. Onboard technology such as LMiliang, three-circle projector, height limiter and night vision level provide all-round safety protection from overload, over-winding, over-discharge and anti-tilt. To further enhance safety our cranes are also equipped with reversing camera imagery and winch monitors.



EASY TO MAINTAIN

Our aim is to make maintenance as fast and easy as possible to reduce unproductive downtime to a minimum.

- 4 With easy access to maintenance and service areas we've made checks and repairs fast and easy.
- 5 Our mobile cranes are powered by world famous Cummins engines renowned for easy maintenance and low running costs. With up to 10,000 hours between overhauls you can enjoy unmatched productivity.



TOTAL RELIABILITY

Trust is about relying on your mobile crane to deliver optimum performance - every time. We design performance and reliability in from the very start.

- 6 With a proven fuel-efficient, low noise and low maintenance Cummins engine combined with FAST gearbox, you can rely on our mobile cranes to travel from site to site with speed, efficiency and comfort.
- 7 LiuGong designed hydraulics set the benchmark for reliability. Benefiting from a variable pump and a load-sensing post compensation valve, we deliver consistently stable operation, smooth compound action and excellent micro-motion performance.
- 8 Our intelligent, electronically controlled chassis system protects the lifting operation and reduces power consumption improving uptime and efficiency.




UNMATCHED LIFTING PERFORMANCE

When it comes to lifting performance we deliver the perfect combination of stability, power, hydraulic performance and control.

- 9 Our cranes lead the field in both working radius and lifting capacity. LiuGong cranes are 10% stronger than the competition in most boom combinations.
- 10 Anti-saturation main valve improves controllability and stability of compound actions and ensures fast hydraulic response.
- 11 Our winch employs a variable displacement (70-107cc) motor to ensure high operational efficiency. Maximum single line speeds of main and auxiliary winches are up to 130m/min.
- 12 Dead-weight luffing provides more stable luffing operation with low energy loss.

WE ARE HERE FOR YOU.

LiuGong is a global, forward thinking, customer focused solutions provider. We've come a long way in the last 60 years, but at heart, we are a people business. You can trust our sales teams and product experts to work with you to help you find the perfect equipment, maintenance support and financial solution to perfectly match your operational needs.

 **TALK TO US TODAY.**



SPECIFICATIONS TC700C5 MOBILE CRANE

CATEGORY	ITEM		UNIT	PARAMETER	
Dimension	Total length		mm	14,675	
	Total Width		mm	2,800	
	Total height		mm	3,885	
Weight	The total weight during driving		kg	46,000	
	Axle load	The front	kg	20,000	
		The rear	kg	26,000	
Power parameters	Engine model			ISLe375 30 ISL9.5-385E51A	
	The rate power of the engine		kW/(r/min)	275/2,100 282/1,900	
	The rate torque of the engine		N·m/(r/min)	1,550/1,400 1,600/1,300	
Driving parameters	The highest driving speed		km/h	85	
	The Min turning diameter		m	24	
	The min ground clearance		mm	290	
	Approach angle		°	18	
	Departure angle		°	14	
	(speed 30km/h) The braking distance		m	≤10	
Main parameters	The Max Rated lifting capacity		t	70	
	The Min Rated range		m	3	
	Swing radius		mm	4,210	
	MAX lifting torque	Basic boom		kN·m	2,740
		Longest main boom		kN·m	1,393
	The distance of outrigger	widthwise		m	7.8
		longitudinal		m	6.275
	Lifting height	Basic boom		m	12.8
		Max main boom		m	48.3
		Max main boom+Jib		m	65.7
	The length of main boom	Basic boom		m	12.5
Max main boom		m	48		
Max main boom+Jib		m	65.5		
Jib offset angle		°	0, 15, 30		
Working speed parameters	Boom luffing time	Fully lifting time of boom		S	65
	Boom extension time	Full extension time of boom		S	105
	Max swing speed		r/min	1.7	
	Max. lifting speed	Main winch	No load	m/min	130
		Auxiliary winch	No load	m/min	130
	Hook block	60t main book of 550Kg, 5t auxiliary hook of 140kg			

TC700C5 LIFTING CHART

UNIT: KG					
Working radius (m)	Main boom(m)				
	Counterweight 16T, outrigger fully extended to 7.8m, rear/side operation. With fifth outrigger supported , the machine can fully swing by 360				
	12.5	19.16	25.81	32.47	39.13
3	*70,000				
3.5	*66,000				
4	*63,000	31,000			
4.5	59,000	31,000			
5	53,000	30,800	25,700		
5.5	49,000	30,500	24,600	18,600	
6	46,000	30,000	23,900	17,800	
6.5	43,000	29,500	23,100	17,100	
7	39,000	29,000	22,200	16,300	13,200
8	35,000	28,000	20,800	15,200	12,400
9	29,000	26,500	19,600	14,300	11,600
10		23,500	18,400	13,100	10,700
12		19,000	16,600	11,600	9,800
14		14,600	14,800	10,100	8,800
16			12,300	8,900	7,800
18			10,100	8,000	6,900
20			8,400	7,200	6,200
22				6,500	5,600
24				5,900	5,100
26				5,400	4,600
28					4,300
30					3,900
32					3,600
34					
36					
38					
I	0	0	0	0	0
II	0	25%	50%	75%	100%
Rate	12	6	6	4	3

UNIT: KG					
Working radius (m)	Main boom(m)				
	Counterweight 16T, outrigger fully extended to 7.8m, rear/side operation. With fifth outrigger supported , the machine can fully swing by 360				
	14.72	21.38	28.03	34.69	41.34
3	60,000				
3.5	60,000				
4	60,000				
4.5	56,500	30,500			
5	52,000	30,500	26,500		
5.5	48,000	30,500	25,600		
6	44,000	30,000	24,700	18,000	
6.5	41,000	30,000	23,900	17,300	
7	37,500	29,700	23,000	16,500	
8	33,000	28,500	21,800	15,500	12,000
9	28,000	26,700	20,500	14,600	11,400
10	23,500	23,500	19,200	13,500	10,600
12		18,700	17,500	12,000	9,700
14		14,300	15,100	10,700	8,800
16		11,200	12,000	9,400	8,000
18			9,800	8,500	7,200
20			8,100	7,600	6,500
22			6,700	6,700	5,900
24				5,900	5,300
26				5,200	4,900
28				4,400	4,500
30					4,000
32					3,500
34					3,000
36					
38					
I	25%	25%	25%	25%	25%
II	0	25%	50%	75%	100%
Rate	11	6	6	4	3

TC700C5 LIFTING CHART

UNIT: KG					
Working radius (m)	Main boom(m)				
	Counterweight 16T, outrigger fully extended to 7.8m, rear/side operation. With fifth outrigger supported , the machine can fully swing by 360				
	16.94	23.59	30.25	36.91	43.56
3	60,000				
3.5	60,000				
4	60,000				
4.5	56,000				
5	51,500	30,000			
5.5	47,000	30,000			
6	43,000	29,500	25,300		
6.5	40,000	29,000	24,600	17,400	
7	37,000	28,500	23,500	16,800	
8	33,000	27,500	22,400	15,700	
9	28,500	26,000	21,100	14,800	11,400
10	23,500	23,000	19,700	13,700	10,700
12	16,800	18,300	17,500	12,400	9,900
14		13,900	14,500	11,200	9,100
16		11,000	11,700	10,000	8,200
18		8,700	9,500	9,000	7,500
20			7,800	8,100	6,800
22			6,500	6,900	6,200
24			5,400	5,800	5,700
26				4,900	5,100
28				4,200	4,500
30				3,500	3,800
32					3,300
34					2,800
36					2,400
38					
I	50%	50%	50%	50%	50%
II	0	25%	50%	75%	100%
Rate	11	6	5	4	3

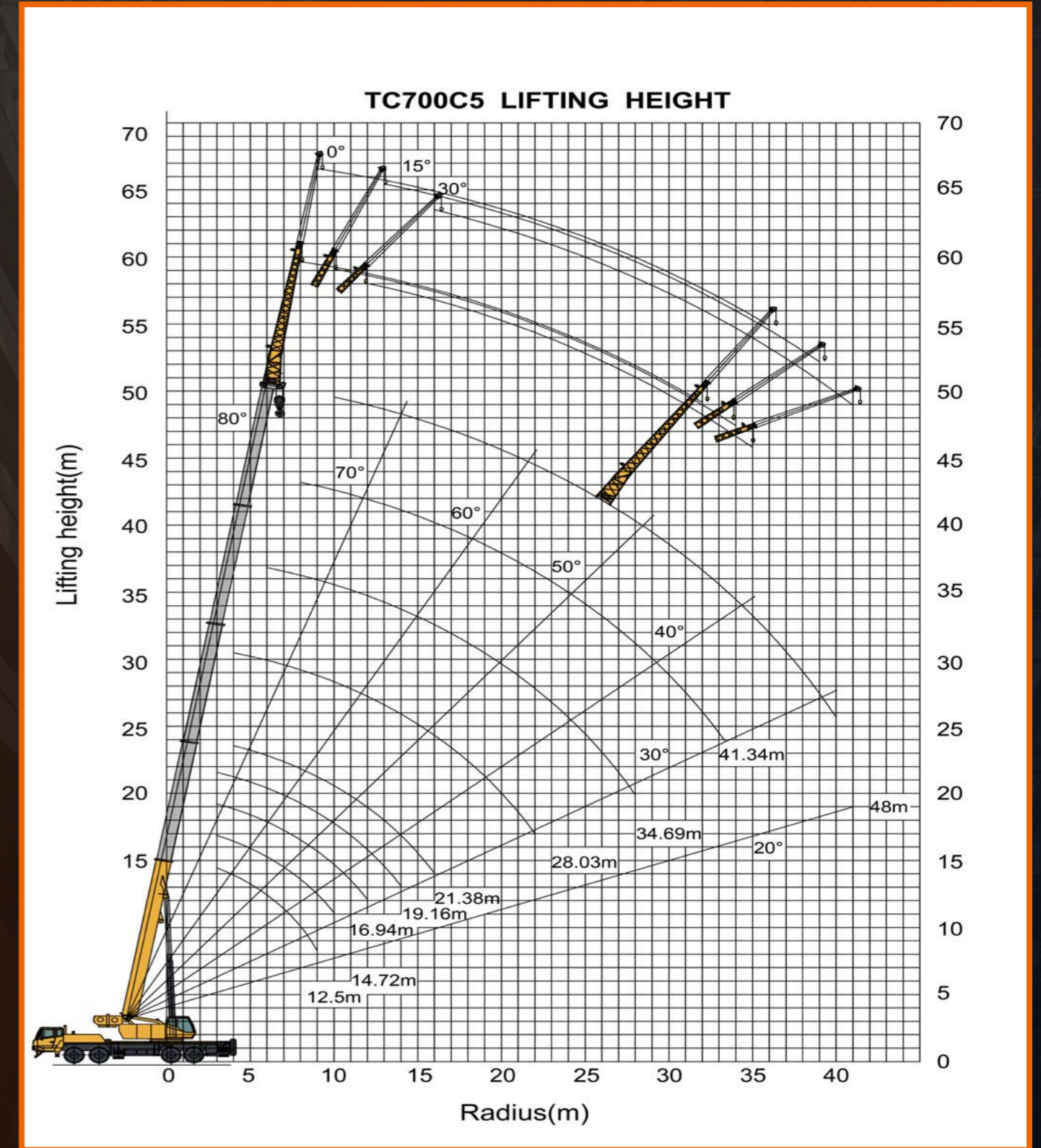
UNIT: KG					
Working radius (m)	Main boom(m)				
	Counterweight 16T, outrigger fully extended to 7.8m, rear/side operation. With fifth outrigger supported , the machine can fully swing by 360				
	19.16	25.81	32.47	39.12	45.78
3	45,000				
3.5	45,000				
4	45,000				
4.5	45,000				
5	44,000	30,000			
5.5	42,500	29,500			
6	40,000	28,500	25,000		
6.5	37,800	27,500	23,800		
7	35,000	26,300	22,300	16,500	
8	31,000	25,200	20,600	15,800	
9	27,500	23,300	18,900	14,900	11,500
10	23,000	21,000	17,000	14,000	10,800
12	16,700	18,000	14,900	12,700	10,000
14	12,300	13,600	13,000	11,000	9,200
16		10,700	11,200	9,800	8,500
18		8,500	9,100	8,900	7,700
20		6,800	7,600	7,800	7,000
22			6,200	6,700	6,400
24			5,200	5,600	5,700
26			4,300	4,700	5,000
28				4,000	4,300
30				3,300	3,600
32				2,800	3,100
34					2,600
36					2,200
38					
I	75%	75%	75%	75%	75%
II	0	25%	50%	75%	100%
Rate	9	6	5	4	3


TC700C5 LIFTING CHART

UNIT: KG					
Working radius (m)	Main boom(m)				
	Counterweight 16T, outrigger fully extended to 7.8m, rear/side operation. With fifth outrigger supported, the machine can fully swing by 360				
	21.38	28.03	34.69	41.34	48
3					
3.5					
4	35,000				
4.5	35,000				
5	35,000				
5.5	33,000	28,800			
6	31,000	27,000			
6.5	29,000	25,500			
7	26,800	23,700	21,500		
8	24,800	21,600	19,700	16,000	
9	22,400	19,500	17,700	15,400	
10	19,500	17,500	15,800	14,400	11,000
12	16,100	15,000	13,700	12,800	10,200
14	12,100	12,600	11,800	11,000	9,300
16	9,300	10,200	10,100	9,700	8,600
18		8,300	8,800	8,700	7,900
20		6,700	7,400	7,600	7,100
22		5,400	6,000	6,500	6,400
24			5,000	5,400	5,700
26			4,100	4,500	4,900
28			3,300	3,800	4,100
30			2,700	3,100	3,500
32				2,600	2,900
34				2,100	2,450
36					1,900
38					1,500
40					1,200
I	100%	100%	100%	100%	100%
II	0	25%	50%	75%	100%
Rate	8	6	4	3	3

UNIT: KG			
Counterweight 16T, outrigger fully extended to 7.8m, rear/side operation. With fifth outrigger supported, the machine can fully swing by 360			
Main boom48+ JIB10.5 (m)			
installation angle	0°	15°	30°
main boom angle of gradient	Lifting Capacity		
80°	4,800	3,200	2,800
78°	4,500	2,800	2,400
76°	4,000	2,700	2,300
74°	3,800	2,500	2,250
72°	3,500	2,400	2,200
70°	3,200	2,300	2,100
68°	3,000	2,200	1,950
66°	2,700	2,100	1,950
64°	2,200	1,900	1,800
62°	2,100	1,700	1,650
60°	1,800	1,600	1,500
58°	1,500	1,300	1,200
56°	1,200	950	1,000
54°	1,000	700	850
52°	800	550	550
Main boom48+ JIB17.5 (m)			
installation angle	0°	15°	30°
main boom angle of gradient	Lifting Capacity		
80°	3,000	1,500	1,200
78°	2,600	1,500	1,100
76°	2,250	1,350	1,100
74°	2,200	1,300	1,100
72°	1,950	1,200	1,100
70°	1,800	1,150	1,100
68°	1,600	1,100	1,000
66°	1,600	1,050	950
64°	1,500	1,000	900
62°	1,400	900	850
60°	1,300	850	800
58°	1,150	800	750
56°	950	700	650
54°	800	600	500

TC700C5 LIFTING HEIGHT CURVE





LG-PB-WW-TC700C5-032423-ENG

The LiuGong series of logos herein, including but not limited to word marks, device marks, letter of alphabet marks and combination marks, as the registered trademarks of Guangxi LiuGong Group Co., Ltd. are used by Guangxi LiuGong Machinery Co., Ltd. with legal permission, and shall not be used without permission. Specifications and designs are subject to change without notice. Illustrations and pictures may include optional equipment and may not include all standard equipment. Equipment and options varies by regional availability.



Guangxi LiuGong Machinery Co., Ltd.
No. 1 Liutai Road, Liuzhou, Guangxi 545007, PR China
T: +86 772 388 6124 E: overseas@liugong.com
www.liugong.com

Like and follow us:

